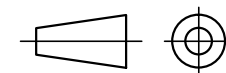
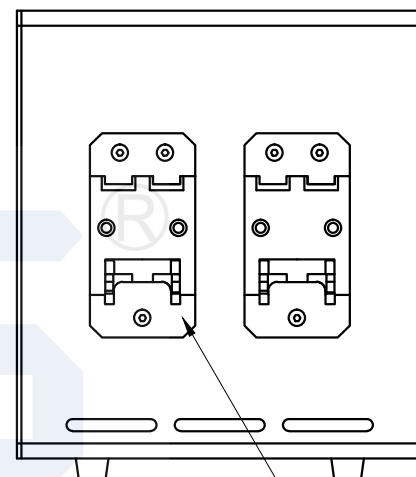
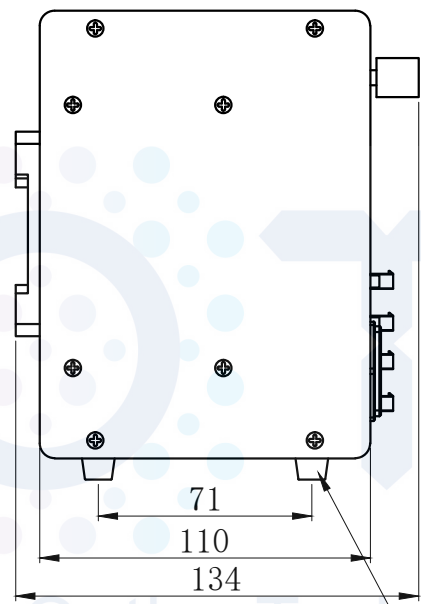
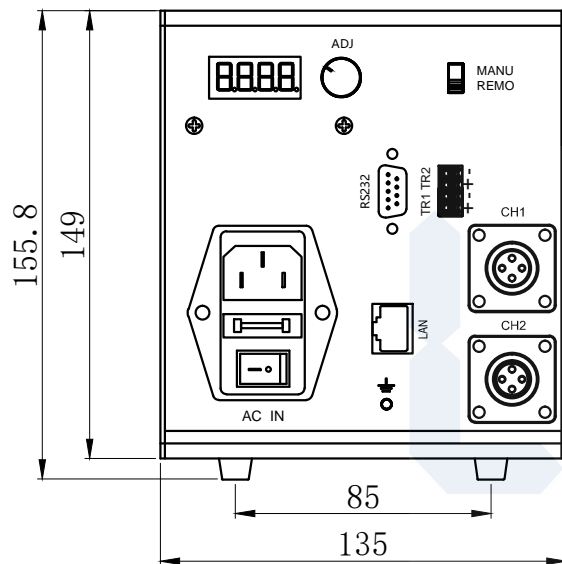


LTS-3DPA2460-2M



产品型号		LTS-3DPA2460-2M	
驱动方式		恒流型	
单位	mm (毫米)	调节等级	256级
比例	1:1	输入	AC100~240V 50/60Hz
版本	NO 1.3	具备通讯、触发功能	



DIN导轨安装座

4-M3 (4个支脚拆后可作安装孔)

